




Issuance date: 01.06.2022
Validity date: 01.06.2025

ARPANEL sandwich panels with mineral wool insulation core



EPD Program Operator:

Institut Techniki Budowlanej ITB¹
Address: Filtrowa 1, 00-611 Warsaw, Poland
Website: www.itb.pl
Contact: Michał Piasecki. PhD. D.Sc eng.
m.piasecki@itb.pl, energia@itb.pl

Owner of the EPD:

ARPANEL - płyty warstwowe
Adamietz Sp. z o.o.
Address: Braci Prankel 1
Strzelce Opolskie
Post code: 47-100
Telephone: +48 77 463 00 55
Website: <https://arpanel.pl/>
E-mail address: biuro@arpanel.pl

ITB is the verified member of The European Platform for EPD program operators and LCA practitioner www.eco-platform.org

Basic information

This declaration is the Carbon Footprint Declaration (CFD) based on ISO 14067:2018 Greenhouse gases — Carbon footprint of products — Requirements and guidelines for quantification and verified according to ISO 14025 by an external auditor. It contains the information on the carbon impacts as GWP indicator of the declared construction materials on the environment. Their aspects were verified by the independent body according to ISO 14025. Basically, a comparison or evaluation of CFD data is possible only if all the compared data were created according to ISO 14067:2018.

Life cycle analysis (LCA): A1-A3, C1- C4 and D in accordance with EN 15804 (Cradle to Gate with options)

The year of preparing the EPD: 2022

Product standard: EN 14509

Service Life: Under not aggressive and stable conditions RSL is predicted to be 45 years

PCR: ITB-PCR A (PCR based on EN 15804)

Functional unit: 1 m²

Reasons for performing LCA: B2B

Representativeness: Polish product, year 2021

¹ ITB is an accredited and notified body for certification of products (ID number 1488) - conducts certification activities within the scope of certification of products and construction services and the factory production control by acting in accordance with the requirements of the Regulation (EU) No 305/2011 of the European Parliament and of the Council of 9 March 2011 laying down harmonised conditions for the marketing of construction products, the PN-EN ISO/IEC 17065 standard and having an accredited research laboratory in accordance with PN-EN ISO/IEC 17025 (accreditation number AB 023).

MANUFACTURER



Figure 1. A view of the ARPANEL production hall in Strzelce Opolskie (Poland).

Arpanel sandwich panels production facility is located in Strzelce Opolskie, Poland. Both produced types of Arpanel sandwich panels, with mineral wool and PIR cores, can be produced on the same, so-called “combi” line.

In 2013 the production of insulation sandwich panels for roofs and walls of various buildings constructed with steel and reinforced concrete started.

Flowchart in Figure 2 below presents the continuous production process of sandwich panels. Adamietz focuses on providing products which meet the high requirements of investors, users, and designers of modern industrial, commercial, and public buildings.

MiWo Core Sandwich Panel Production Process

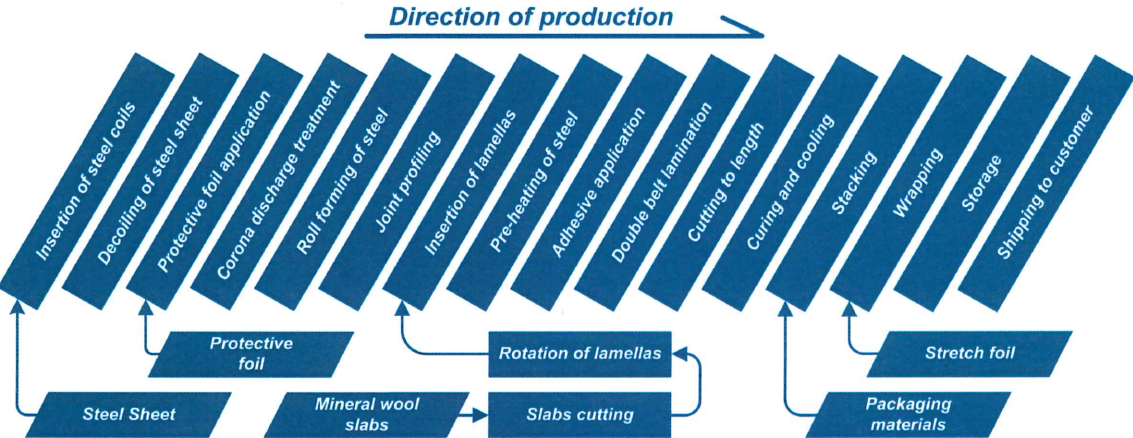


Figure 2. A production process of sandwich MiWo panels.

PRODUCT DESCRIPTION

Wall panels

Sandwich panels are made of the mineral wool core in steel claddings. In the case of ARPANEL MiWo sandwich panels family a core material is a mineral wool with density in the range of 105-113 kg/m³. A vast majority of mineral wool is sourced from domestic suppliers (providing specific EPDs). Wall sandwich panels with MiWo core in steel facing are commonly used building material for building industrial, commercial, cubature, office, sports, agricultural, and public buildings. Sandwich panels are also used to build partition walls, ceilings, and other partitions in various types of building. Roof sandwich panels (external surface) are used to make various types of roof with a small or medium inclination angle. Thanks to the proper profiling of the locks, ARPANEL roof sandwich panels have total tightness against air, steam, and rain infiltration. Roof panels are used as roofing material for production buildings, shopping centers, warehouses, and agricultural-industry buildings. The basic technical data concerning the range of manufactured sandwich wall and roof panels with MiWo core are presented in the Figure 3.



Types of ARPANEL sandwich panels with MiWo insulation core		
Type of panel	wall	roof
Name	ARPANEL S MiWo	ARPANEL D MiWo
		
Insulation core	MiWo Mineral wool	
Fastening system	standard	
Thickness [mm]	80 100 120 150 160 180 200 220 240	80/120 100/140 120/160 150/190 160/200 180/220 200/240 220/260*
Panel width [mm]	1000 1100 1150	1005
Thickness of cladding external/internal[mm]	0,6/0,5	
External profiling	Micro 8 Micro 14 Linear Smooth	Trapezoid
Internal profiling	Linear Smooth Micro 20	

Figure 3. The basic product type technical data concerning the range of manufactured sandwich panels

TECHNICAL PROPERTIES and CERTIFICATES

All technical properties of MiWO core sandwich panels in the field of: fire reaction, fire resistance, flame propagation, thermal physics, acoustic insulation, corrosion resistance, mechanical are detailed in the technical catalogs which can be downloaded at <https://arpanel.eu/download>. Sandwich panels are manufactured in accordance with EN 14509, CE marked and possess Declaration of Performance.

APPLICATIONS

Sandwich panels are constructed from materials which consist of construction elements (external steel facings) and construction – insulation layers (core of the panel). The idea of sandwich panels is permanent connection construction of facings with core on whole surface in order to get the static

Carbon Footprint Declaration No. 336/2022

collaboration among them. The application types for the product may be used: roofs and roof cladding, external walls and wall cladding, walls (including partitions) and ceilings within the building envelope.

LIFE CYCLE ASSESSMENT (LCA) – general rules applied

Allocation

Production of the sandwich panels is a line process in one factory located in Strzelce Opolskie (Poland). Allocation for production A1-A3 (PIR core vs Mineral Wool core production) is done on production volume basis. All impacts from raw materials extraction and production (including: steel profiles production, mineral wool, adhesive, gasket packaging and energy carriers and water) are allocated in A1 module. 100% of impacts from line production were inventoried. Utilization of packaging material (PE, PP, timber) was taken into consideration. Module A2 includes transport of raw materials such as steel products, chemicals, additives and ancillary materials from their suppliers to Strzelce Opolskie manufacturing plant. Municipal wastes of factory were allocated to module A3. Emissions in the factory were estimated by using national conversion factors (KOBiZE) and were allocated to module A3.

System limits

The life cycle analysis of the declared products covers "Product Stage", A1-A3, C1-C4 and D modules (Cradle to Gate with options) accordance with EN 15804 and ITB PCR A. The input materials and energy consumption inventoried in factories and were included in calculation. In the assessment, all significant parameters from gathered production data are considered, i.e. all material used per formulation, utilized thermal energy, internal fuel and electric power consumption. It is assumed that the total sum of omitted processes does not exceed 5% of all impact categories. In accordance with EN 15804, machines and facilities (capital goods) required for and during production are excluded, as is transportation of employees. The reference service life of product (RSL) is not relevant in this CFD since the use stage of the building is not taken into consideration. Sandwich panels consist of insulation core and steel facings. Expected service life of sandwich panels is a combination of these components. RSL for core material is foreseen to be greater than 50 year. Durability of steel facings strongly depends on the environment and the final use of sandwich panels.

Nevertheless, under not aggressive (class C1 – C3 and A1 - A2) and stable conditions RSL for ARPANEL sandwich panels is predicted to be 45 years.

A1 and A2 Modules: Raw materials supply and transport

In order to produce a sandwich panel, core insulation material and facings are required (0.5/0.6 mm). In the case of ARPANEL MiWo sandwich panels family a core material is a mineral wool mainly produced in Poland with density in the range of 105-113 kg/m³. Steel sheet coils are being sourced at domestic and foreign steel mills. Main two largest steel delivery producers provide approx. 85% of steel profiles. These producers have carbon data of their products. ARPANEL panels, remaining ancillary materials such as protective films, as well as all packaging materials are supplied by local producers. The transport to the factory has been fully inventoried (LCI questionnaire), taking into account the number of deliveries, type of vehicles, the size of the delivery and the distance from the manufacturer to the factory for all components and raw materials.

A3: Production

ARPANEL sandwich panels, regardless of insulation core used, are being produced in a continuous production process. Necessary stops are required for change overs between panel types. Production process itself can be divided into several stages (figure 4):

1. Profiling of facings material

During this stage, designated steel coils are being unwound. One of steel sheets will be used as a façade facing, while the other one as internal facing. The protective foil is applied to prevent from unwanted coating defects, that can appear during production or transport. Then internal sides of each steel sheet are being treated by corona discharge to improve adhesion process at the subsequent foaming (in the case of PIR core) or bonding (in the case of mineral wool) process. At the end of this stage, designed surface's profiling and the side profiling (to form panel's joint) is taking place.

Carbon Footprint Declaration No. 336/2022

2. Foaming or forming of the insulation core

Depending on the produced type of sandwich panels the insulation core is either foamed (in case of PIR) or formed (in case of mineral wool). These two interchangeable processes are taking place on the same production line.

2.1. Foaming

PIR insulation core material is being formed as a product of chemical reactions. Main components are polymeric isocyanate and polyols. To control reaction speed catalysts are being used. Pentane is used as a physical blowing agent, but due to its very low thermal conductivity, is also responsible for superior heat insulation properties of panels with PU/PIR core. All components, according to formulation, are being precisely dosed and mixed at high pressure in a liquid form. Such a reactive mixture is being evenly distributed across internal side of profiled façade facing. Foaming process starts and two facings are reaching double belt laminator, where expanding chemical mixture fills volume with very fine cells structure foam. Double belt laminator ensure dimension (thickness and width of sandwich panel), as well as necessary conditions for foam to harden.

2.2. Forming

Mineral wool is being delivered to production line in slabs, which are being transported one by one and cut by multi saw to form lamellas of desired height. Next, lamellas are being turned by 90 degrees (fibres must be perpendicular to facings) and arranged by pusher to form continuous core between metal facings. Then, polyurethane, 2-component adhesive is being applied between metal facings and core material. Double belt laminator ensure dimension (thickness and width of sandwich panel), as well as necessary conditions for adhesive to harden and permanently connect facings to mineral wool core.

3. Cutting to length and cool down

At this stage, panels are being cut to length, according to customer request, by flying saw synchronised with production line speed. Next, panels are being transported into a cooling buffer, where they need to spend relevant time to reach temperature stability.

4. Packaging

In the end of the process panels are stacked to form a parcel, which is subsequently wrapped with foil. Next ready parcels need to stabilise for 48 hours (for PIR) or 24h (for mineral wool) indoors warehouse. Finally, parcels are being loaded on trucks and delivered to customer.

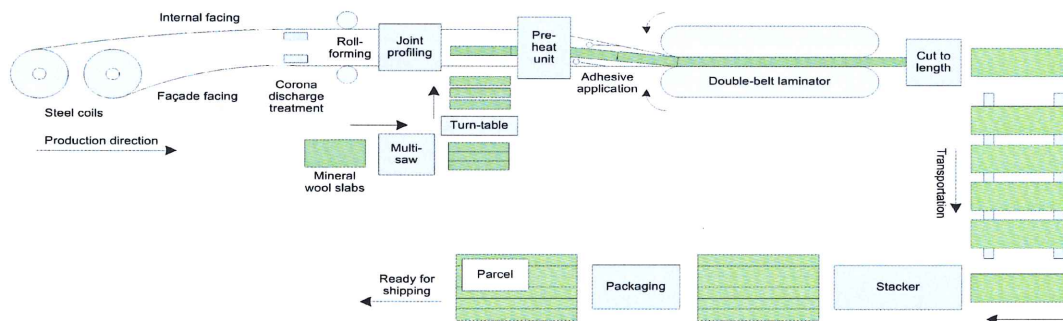


Figure 4. A scheme of production process of sandwich panels with MiWo core.

C1 – C4: End of life

The end of life scenario for a sandwich panel with MiWo core is provided in Table 1. Damaged products or at its end of life stage need to undergo utilization process. Panels need to be dismantled and collected. Steel facings need to be separated and recycled. Mechanical disassembly requires power tools and a hoist. The mineral wool is non-combustible material, thus in need to be landfilled. It is assumed that at the end of life the transport distance from the product deconstruction place to waste processing (C2) is 50 km on > 16 t loaded lorry with 75% capacity utilization and fuel consumption of 35 l per 100 km.

Table 1. End of life scenario (C modules) for a sandwich panel with MiWo core

Parameter	Contribution
Collection rate	100%
Reuse	10%
Recycling steel	98% of cladding
Landfilling steel	2% of cladding
Recycling MiWo	20% of MiWo core
Landfill MiWO	80% of MiWo core

Carbon Footprint Declaration No. 336/2022

D: Re-use, recovery, recycling potential

Benefits beyond the system boundary were calculated for steel cladding using a net scrap formulation proposed by World Steel Association in *Life cycle inventory methodology report (2017)* where the net scrap is determined as a difference between the amount of steel recycled at end-of-life and the scrap input from previous product life cycle. 10% of “reuse benefit” is calculated for A1-A3 values of sandwich MiWo panel production.

Data collection period

The data for manufacture of the declared products refer to year 2021. The life cycle assessments were prepared for Poland as reference area.

Data quality

The values determined to calculate the LCA originate from LCI verified inventory data provided by ARPANEL.

Assumptions and estimates

The impacts of the sandwich panels were aggregated using volume of production. Impacts were inventoried and calculated for all products of the sandwich panels.

Calculation rules

LCA was done in accordance with ISO 14067 and ITB PCR A document.

Databases

The data for the processes come from the following databases: Ecoinvent v.3.8 (adhesive, gasket, packagings, water, mineral wool), specific EPDs (steel profile producers, KOBIZE (energy carriers: electricity, ON, natural gas and LPG). Specific data quality analysis was a part of external audit. Characterization factors are CML ver. 4.2.

LIFE CYCLE ASSESSMENT (LCA)

Declared/functional unit

The declaration refers to functional unit (FU) – 1 m² of the sandwich panels (cladding: 0.6 and 0.5 mm) manufactured by ARPANEL with selected thickness.

Table 2. System boundaries for the environmental characteristic of the sandwich panels with MiWo core.

Environmental assessment information (MNA – Module not assessed, MD – Module Declared, INA – Indicator Not Assessed)																
Product stage			Construction process		Use stage							End of life				Benefits and loads beyond the system boundary
Raw material supply	Transport	Manufacturing	Transport to construction site	Construction-installation process	Use	Maintenance	Repair	Replacement	Refurbishment	Operational energy use	Operational water use	Deconstruction demolition	Transport	Waste processing	Disposal	Reuse-recovery-recycling potential
A1	A2	A3	A4	A5	B1	B2	B3	B4	B5	B6	B7	C1	C2	C3	C4	D
MD	MD	MD	MNA	MNA	MNA	MNA	MNA	MNA	MNA	MNA	MNA	MD	MD	MD	MD	MD

Carbon Footprint Declaration No. 336/2022

Carbon footprint - results

Table 3. Carbon footprint of 1 m² ARPANEL sandwich panels with MiWo insulation core (80 mm and 105 kg/m³)

Environmental impacts: (FU) 1 m ²							
Indicator	Unit	A1- A3	C1	C2	C3	C4	D
Global warming potential	kg CO ₂ eq.	3.74E+01	1.57E-01	7.90E-02	1.41E-01	3.56E-02	-7.29E+00

Table 4. Carbon footprint of 1 m² ARPANEL sandwich panels with MiWo insulation core (100 mm)

Environmental impacts: (FU) 1 m ²							
Indicator	Unit	A1- A3	C1	C2	C3	C4	D
Global warming potential	kg CO ₂ eq.	4.02E+01	1.57E-01	7.90E-02	1.84E+00	4.16E-02	-8.07E+00

Table 5. Carbon footprint of 1 m² ARPANEL sandwich panels with MiWo insulation core (120 mm)

Environmental impacts: (FU) 1 m ²							
Indicator	Unit	A1- A3	C1	C2	C3	C4	D
Global warming potential	kg CO ₂ eq.	4.29E+01	1.57E-01	7.90E-02	8.19E+00	4.77E-02	-8.84E+00

Table 6. Carbon footprint of 1 m² ARPANEL sandwich panels with MiWo insulation core (150 mm)

Environmental impacts: (FU) 1 m ²							
Indicator	Unit	A1- A3	C1	C2	C3	C4	D
Global warming potential	kg CO ₂ eq.	4.71E+01	1.57E-01	7.90E-02	1.52E+01	5.68E-02	-1.00E+01

Table 7. Carbon footprint of 1 m² ARPANEL sandwich panels with MiWo insulation core (160 mm)

Environmental impacts: (FU) 1 m ²							
Indicator	Unit	A1- A3	C1	C2	C3	C4	D
Global warming potential	kg CO ₂ eq.	4.85E+01	1.57E-01	7.90E-02	2.16E+01	5.98E-02	-1.04E+01

Table 8. Carbon footprint of 1 m² ARPANEL sandwich panels with MiWo insulation core (180 mm)

Environmental impacts: (FU) 1 m ²							
Indicator	Unit	A1- A3	C1	C2	C3	C4	D
Global warming potential	kg CO ₂ eq.	5.13E+01	1.57E-01	7.90E-02	3.03E+01	6.58E-02	-1.12E+01

Table 9. Carbon footprint of 1 m² ARPANEL sandwich panels with MiWo insulation core (200 mm)

Environmental impacts: (FU) 1 m ²							
Indicator	Unit	A1- A3	C1	C2	C3	C4	D
Global warming potential	kg CO ₂ eq.	5.4E+01	1.57E-01	7.90E-02	4.03E+01	7.19E-02	-1.20E+01

Table 10. Carbon footprint of 1 m² ARPANEL sandwich panels with MiWo insulation core (220 mm)

Environmental impacts: (FU) 1 m ²							
Indicator	Unit	A1- A3	C1	C2	C3	C4	D
Global warming potential	kg CO ₂ eq.	5.68E+01	1.57E-01	7.90E-02	4.03E+01	7.19E-02	-1.20E+01

Table 11. Carbon footprint of 1 m² ARPANEL sandwich panels with MiWo insulation core (240 mm)

Environmental impacts: (FU) 1 m ²							
Indicator	Unit	A1- A3	C1	C2	C3	C4	D
Global warming potential	kg CO ₂ eq.	5.96E+01	1.57E-01	7.90E-02	6.43E+01	8.40E-02	-1.35E+01

Table 12. Carbon footprint of 1 m² ARPANEL sandwich panels with MiWo insulation core (260 mm)

Environmental impacts: (FU) 1 m ²							
Indicator	Unit	A1- A3	C1	C2	C3	C4	D
Global warming potential	kg CO ₂ eq.	6.23E+01	1.57E-01	7.90E-02	8.70E+01	9.00E-02	-1.43E+01

Carbon Footprint Declaration No. 336/2022

Verification

The process of verification of this EPD is in accordance with ISO 14025 and ISO 21930. After verification, this EPD is valid for a 5-year-period. EPD does not have to be recalculated after 5 years, if the underlying data have not changed significantly.

The basis for LCA analysis was ISO 14067:2018 and ITB PCR A
Independent verification corresponding to ISO 14025 (subclause 8.1.3.) <input checked="" type="checkbox"/> external <input type="checkbox"/> internal
External verification of EPD: Ph.D. Eng. Halina Prejzner LCA, LCI audit and input data verification: Ph.D. Eng. Michał Piasecki, m.piasecki@itb.pl Verification of LCA: Ph.D. Eng. Justyna Tomaszewska, j.tomaszewska@itb.pl

Basically, a comparison or an evaluation of EPD data is only possible if all the data sets to be compared were created according to ISO 14067 and the building context, respectively the product-specific characteristics of performance, are taken into account.

Normative references

- ITB PCR A General Product Category Rules for Construction Products
- ISO 14067:2018. Greenhouse gases — Carbon footprint of products — Requirements and guidelines for quantification
- ISO 14025:2006, Environmental labels and declarations – Type III environmental declarations – Principles and procedures
- ISO 21930:2017 Sustainability in buildings and civil engineering works – Core rules for environmental product declarations of construction products and services
- ISO 14044:2006 Environmental management – Life cycle assessment – Requirements and guidelines
- ISO 15686-1:2011 Buildings and constructed assets – Service life planning – Part 1: General principles and framework
- ISO 15686-8:2008 Buildings and constructed assets – Service life planning – Part 8: Reference service life and service-life estimation
- EN 15804:2012+A1:2013 Sustainability of construction works – Environmental product declarations – Core rules for the product category of construction products
- PN-EN 15942:2012 Sustainability of construction works – Environmental product declarations – Communication format business-to-business
- KOBiZE Wskaźniki emisyjności CO₂, SO₂, NO_x, CO i pyłu całkowitego dla energii elektrycznej, 2021
- PN-EN 14509:2013-12 - Samonośne izolacyjno-konstrukcyjne płyty warstwowe z dwustronną okładziną metalową - Wyroby fabryczne -- Specyfikacje
- World Steel Association 2017 Life Cycle inventory methodology report for steel products

dr hab. inż. Michał Piasecki

KIEROWNIK
Zakładu Fizyki Ciepłej, Akustyki i Środowiska

dr inż. Agnieszka Winkler-Skalna



Building Research Institute

00-611 Warszawa, ul. Filtrowa 1



Instytut Techniki Budowlanej

00-611 Warsaw, Filtrów 1

Thermal Physics, Acoustics and Environment Department
02-656 Warsaw, Ksawerów 21

CERTIFICATE No 336/2022 of CARBON FOOTPRINT DECLARATION

Products:

ARPANEL sandwich panels with Mineral Wool core

Manufacturer:

ARPANEL - płyty warstwowe Adamietz Sp. z o.o.

ul. Braci Prankel 1, 47-100 Strzelce Opolskie, Poland

confirms the correctness of the data included in the development of
Carbon Footprint Declaration and accordance with the requirements of the standard

ISO 14067:2018

Greenhouse gases

Carbon footprint of products

Requirements and guidelines for quantification

This certificate, issued for the first time on 1st June 2022 is valid for 3 years
or until amendment of mentioned Environmental Declaration

Head of the Thermal Physic, Acoustics
and Environment Department


Agnieszka Winkler-Skalna, PhD



Deputy Director
for Research and Innovation


Krzysztof Kuczyński, PhD

Warsaw, June 2022